

Learn all about Ramie - an
ancient textile!

LUNA & THE BIG MESS

A Sneaky Snippet from
Luna Lapin: Stitched
with Kindness

What is Sheila up to?

EXPLORE THE
RANNERDALE
BLUEBELLS

Slow Spring Stitching:
Handsewing for your travels

THE KINDNESS PAPERS

MAY

02.05.2025

**“I HAVE FOUND THAT IT IS THE SMALL
EVERYDAY DEED OF ORDINARY FOLKS
THAT KEEP THE DARKNESS AT BAY.
SMALL ACTS OF KINDNESS AND LOVE.”**



- J.R.R TOLKIEN

April passed in a whirlwind—one stitched full with moments of joy, gratitude, and even a holiday!. The launch of Luna Lapin: Stitched with Kindness, our fifth book, kept us busy. To everyone who sent kind words, pre-ordered copies, or invested in our big boxes of “absolutely everything”: thank you. We remain, as always, overwhelmed and humbled by your generosity and support.

And yet, amid that bright storm, our community also carried a quiet sadness.

Last month, we said goodbye to one of our dearest friends and long-time supporters, Marie McCarthy. If you’ve been part of this community for a while, you’ll know her name and likely her work. Marie had a way of making everyone feel welcome. She was a creative soul, a warm wit, and an endlessly kind presence in our sewing circle. We’re dedicating this issue to her— you can find a piece of her writing in Luna Lapins Little World, and a reminder stitched between the lines: to live with a full heart and to choose joy wherever you can.

cont.



This month's quote comes from J.R.R. Tolkien, who wrote, "I have found that it is the small everyday deed of ordinary folks that keep the darkness at bay. Small acts of kindness and love." In this, we recognise Marie. In this, we recognise all of you.

Inside this issue, you'll find a May walk among the Rannerdale bluebells, a celebration of the ancient textile Ramie, and a triumph in the story of Sheila Mason—our much-loved stitcher, still popping into CoolCrafting HQ every other day, still teaching us what it means to live fully, no matter your age.

Here's to Marie. Here's to Sheila. And here's to all of you—ordinary folk doing extraordinary things, one stitch, one step, one small kindness at a time.



In Marie's honour we are going to be gifting two Christmas Surprises every year for as long as we have Christmas Surprise to gift to members of our community.

We would like to gift these to people who need a little more creativity and joy. You can choose to nominate someone who you think needs a pick me up from now until October - just send me an email with the subject line "Marie's Gift" and who you would like to put forward. We can't pick everyone and will be very discreet in the gifting process!

A MAYTIME RAMBLE IN RANNERDALE


**Join us on an early morning
walk through Rannerdales
famous bluebells**

We rise before the sun, sleep still folded in our limbs, and drive north through the hush of the western fells. It is May, and the bluebells have returned to Rannerdale, spilling like ink across the hillsides. Their bloom, sudden and ephemeral, draws visitors by the dozens—but we are seeking solitude, or at least the pretence of it.

By half-past five, the light begins to soften, the sky lifts its edge with gold. We park at the base of the path; it's worth the early morning for this spot alone! Boots laced, flasks warm in our packs. The valley already stirring—an older man with a camera strung around his neck, two women stroll ahead of us. Our dog, Lenny, isn't one for the morning and pads on close behind, wondering why on earth we dragged him out this early. It isn't empty, but it isn't yet *busy*. The land is still in possession of its breath.

And then we see them.

The bluebells. A sea of them, rolling in folds down the slopes of Rannerdale Knotts. A blue so rich it seems imagined—dreamt up by some generous old god of spring.



The bluebells scent is everywhere: earthy, sweet, and oddly solemn, incense in nature's great green cathedral.

We amble along the path, still slick with morning dew, careful not to stray into the ocean of blue, one wrong step would crush them and take England's native *Hyacinthoides* years to recover, The National Trust estimates that 25% of the Rannerdale Bluebells have been lost to careless tourist foot traffic. The walk carries us up and around the base of the fell, where the land opens itself up to the soft morning sun, revealing Crummock Water stretched out below, pale and pewter, with Buttermere just beyond. The morning mist is still lifting, catching on the lake like lace. We make our way up towards the Knot, slightly breathless from the climb. Here, the hush is only broken by the bleat of far-off sheep.

It's easy to feel small here, the fells gathering you into thier slow, ancient rhythm—a dot in a thousand-year painting. As we walk back, I am awestruck by the beauty of this place.

Once this whole area would have been covered by a temperate rainforest, small twisted oaks, handsome birch and moss-covered beech trees; now the bluebells are the only sign it was ever there. We walk back slowly, grateful for the stillness, the colour, and the gift of an early rise.





£32.50



£37.00



£22.99



£31

Slow Spring Stitching

As the days stretch out and the garden calls, hand stitching becomes the perfect companion—easy to pack, gentle on the hands, and wonderfully meditative. Whether you're stitching in the sunshine with a cup of something cool, or tucking into a quiet project after a day of adventuring in the caravan, we've got some favourites for you. The **Lighthouse Embroidery Kit from Hook Line and Tinker** has seaside charm in every stitch—perfect for coastal escapes. The **Portuguese Tile Needlepoint from Unwind Studios** is full of bold pattern and calming rhythm, ideal for lazy afternoons. We're also in love with the **Star Map Hoop Kit from Kiriki Press**—a dreamy little project that's especially suited to stargazing trips and wild camping. And the **Floral Embroidery Kit from Matryoshka Doll Shop**, all its soft, natural shades, pressed flowers in thread. Each one a pocket-sized pause. Just add sunshine (or a flask and a blanket if you're in Cumbria).



LUNA LAPIN AND

The Big Mess

It was a crisp autumn morning in the sleepy woodland village where Luna Lapin lived. The trees were beginning to shed their golden leaves, and Luna was preparing for a day of stitching and drinking tea in her usual gentle way. The month of October reached out to Luna like an old friend, wrapping her up in the warmth of a first fireside evening and the scent of cashmere and wet earth. Luna always found this time of year inspirational, which meant she had so much work to do, but first, she needed to nip to the bakery and pick up a loaf of bread. If she got to Earth Works Bakery as it opened, the sourdough would still be warm from the oven. Luna liked to tear off a corner as she walked and eat it as the incoming cold nipped at her nose. Her friend, the robin, often perched on her shoulder, waiting for his share.

When Luna arrived, the bakery lights were turned off, and the pretty blue door was wide open. Inside was quite the mess—leaves and twigs scattered across the checkerboard floor blown in overnight. At the centre of it all was Maurice the Mole, fast asleep and snoring quietly. He wore his dressing gown wrapped around a threadbare jumper, his velvety head rested under large pink paws on the table, his coffee cup upturned next to him. The air in the bakery was usually thick with the smell of cinnamon and icing sugar, but today, there was the unmistakable smell of burning bread.

Luna's first instinct was kindness. "Oh goodness," she said softly, bending down to tuck Maurice's dressing gown around him a little tighter. "The poor mole must be exhausted."

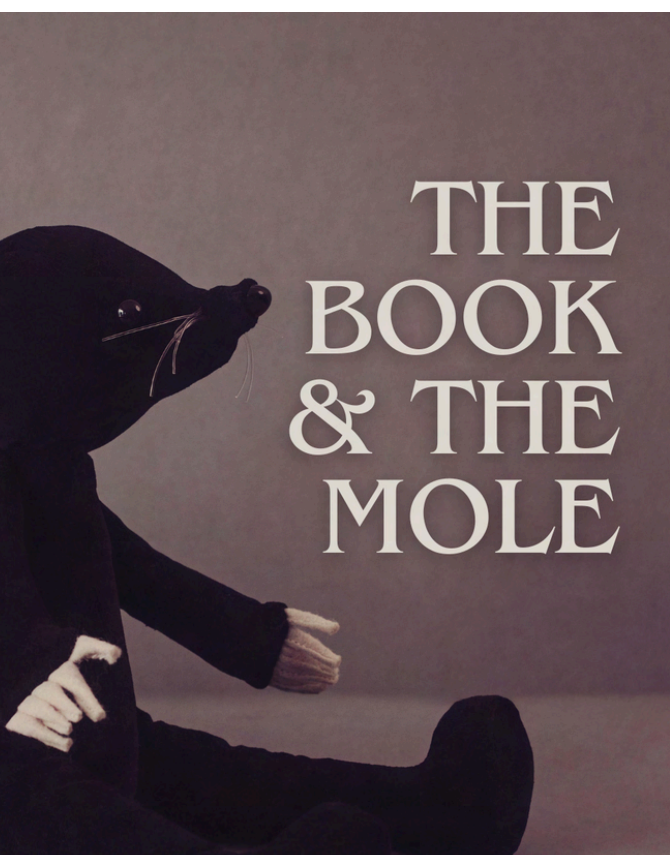
Find out what happens
next in Luna Lapin:
Stitched with Kindness!



COVER
REVEAL
SOON



ABSOLUTELY
EVERYTHING



THE
BOOK
& THE
MOLE

Luna, our original quiet and kind rabbit hare, welcomes back familiar faces and introduces us to some of her nearest and dearest companions. Say hello to Gracie Grenouille, a stylish frog with dreams the size of any Olympic swimming pool; Sidney and Sol, the charming beach donkeys with a taste for stripes and sunshine; and Erik Eriksen, the gentle polar bear with a fondness for warm coats and colder climes.

This book also features a brand-new, never-before-seen character—a long-awaited addition to Luna's ever-growing circle of friends. Fans have wished for this arrival, and now, at last, the wait is over! Introducing Maurice the Mole – made in black velvet, Maurice will be with us in the winter.

With Sarah Peel's signature style, the book includes full-size templates, step-by-step instructions, and detailed diagrams to help you bring these heirloom-quality toys and their wardrobes to life. Whether you're stitching Erik's classic duffle coat or the donkeys' retro striped swimsuits, every project is infused with joy, creativity, and kindness.

Perfect for both new makers and seasoned sewists, Luna Lapin: Stitched with Kindness continues the tradition of crafting with love and imagination. This enchanting collection is a must-have for Luna fans—and a gentle reminder that the world is always better when stitched together with care.

There are three ways to pre-order our latest book, Luna Lapin: Stitched with Kindness, but whichever way you choose, by ordering directly with us, you get a free gift and will receive Sarah Peel's 5th book, earlier than publication day and signed!

Choose between just the book, packed full of patterns you love, the book and the remake kit to make our newest friend Maurice the mole (for sale independently after the book's release) or a huge bumper kit that includes absolutely everything you need to complete every project in Luna Lapin: Stitched with Kindness. More details on our website

Pre Order
Now!

Cut off for the Free Gift with the Book and Mole and just the signed copy of the book is May 31st



ME-MADE MAY

10% OFF FABRIC & PATTERNS INSTORE

(if you visit in a me made garment)

We are offering 10% off Dressmaking Patterns and Fabrics in store for the whole of Me-Made May to those who visit CoolCrafting HQ in their Me-Made garments. We believe creativity deserves to be rewarded and we want to encourage you to keep making and showing off your self sewn garments!

And, if you can't make it, get 15% off online for the bank holiday weekend (ends midnight 5.5.25) on all Dressmaking patterns with code **#memademay2025**

Ramie

The Thread from the Past

In the family of fibres, some names ring out like well-worn friends—cotton, linen, wool. But others are forgotten, whispering their way through time. One of these is Ramie, a textile that has clothed people for over six thousand years. Harvested from the stalks of the *Boehmeria nivea* plant – a nettle cousin with no sting—Ramie is one of the oldest known vegetable fibres. Its story begins in East Asia, where it was spun and woven long before the first pyramids were raised or the first scrolls inked. Ancient Chinese farmers harvested the tall, ghost-green stalks, and extracted the silken fibres within. The result: a cloth strong as it is lustrous, often mistaken for linen but its subtle sheen gives it away.

Ramie is a paradox, both delicate and durable. Resistant to mildew and able to hold its shape through wash and wear, yet it wrinkles like a letter tucked in a pocket. It doesn't dye as easily as cotton, but when it does, it sings with colour. Woven into fabric, Ramie has a crisp hand feel and a slightly open weave—ideal for summer garments, such as airy shirts and softly structured trousers.

In Europe, Ramie rose to prominence in the 18th and 19th centuries, often blended with cotton to add strength and lustre. In more recent years, it has gained favour with those who seek sustainable fibres—Ramie requires fewer pesticides than cotton. Although the processing can be labour-intensive, its environmental footprint is comparatively light.

What draws many to Ramie now is not just its history or strength, but its texture: cool, breathable, and full of character. Each thread holds a trace of its long lineage, from stalk to loom.

To sew with Ramie is to hold something ancient in your hands—a fibre that remembers hands long ago, but is perfectly suited to a modern, beginner dressmaker.

Sewing with Ramie

A mini guide

Ramie behaves much like linen when sewing—it can fray easily and holds creases well, which is excellent for precision but requires careful handling. Our Enzyme Washed Linen Look Ramie is pre-washed, so you can get straight to stitching.

Stabilise the Fabric: Ramie makes an excellent choice for a beginner dressmaker who loves the look of linen. Choose a lightweight interfacing if needed.

Press Well: Ramie responds beautifully to pressing. Press your seams open with a hot iron and plenty of steam. Use a pressing cloth to avoid shine marks.

Seam Finishes: Ramie's tendency to fray means seam finishes are essential. Consider using flat-felled seams or overlocking to keep your seams neat and durable.

Allow for Ease: Ramie doesn't have much stretch, so ensure your pattern allows for enough ease, especially in the bust, hips, and shoulders.



Consider Drape: Ramie has a lovely drape and can do everything Linen can, but is heavier, making it suitable for trousers as well as loose-fitting garments.

Needle: Use a universal or sharp needle, size 70/10 or 80/12, depending on the weight of the fabric.

Thread: a good-quality polyester or cotton thread will work well—choose one that's slightly finer than the weave of your fabric for a cleaner finish.

Interfacing: Stabilise seams with a stay stitch or lightweight interfacing if needed.

Available in 13 Colours
Search Enzyme Washed
Linen Look = £16pm



Join our dressmaking Facebook Group
A Year In My Handmade Wardrobe



The Robbie Pant
Tessuti

£17.50



Iris Dress
Tessuti

£22.00



**The Sydney & Sydney Extension
Pack - Style Arc**

£16.00



The Foreman Jacket
Merchant & Mills

£18.50

Spring Staples - in Ramie!

The Robbie Pant by Tessuti has just the right amount of structure it is a seriously versatile trouser, straight legged with an elasticated waist, and beautifully wearable, but feels relaxed enough to be your perfect travel companion. **The Iris Dress** from Tessuti has two different necklines and works in a range of fabrics or you could make it two tone - perfect for days in the garden or at the sewing machine. **The Sydney Dress** by Style Arc feels a touch architectural, especially in crisp ramie or linens. With the extension pack, it blooms into a multi-seasonal wonder: sleeves, length variations, and a sense of movement that's both modern and timeless. Best suited for the adventurous intermediate. **The Foreman Jacket** is practical without pretence, featuring structured seams, generous pockets, and a classic shape that ages beautifully in canvas, denim or twill. It's unlined and straightforward, everything you expect from a **Merchant & Mills** icon.



Please note: This discount code provides £2 off standard adult or concession tickets. It is not valid for use on Sunday 3rd August, VIP or Two Day tickets. This code expires at 11.59pm on 27th July 2025.

FIND US AT FESTIVAL

Join us at Festival of Quilts where you will find our carefully curated selection of indie patterns, gorgeous fabrics selected by Sarah Peel herself, plus Luna Lapin and her ever growing cast of fabulous felt friends!

This year we are hoping to have all sorts of newness to tempt you, plus a new look stand!

Use Code **COOLCRAFTING** for £2 off standard adult of consession tickets.

Or enter our competition to win one of two pairs plus a £30 gift voucher by emailing us (grace@coolcrafting.co.uk) and telling us what improvements you would like to see to the CoolCrafting stand.



Luna Lapin and many of her friends

A Note About Levi's Outfit

We are very happy to say that Levi's outfit fabric has been ordered and it is going to be ready to bring with us for Festival Of Quilts in the summer! We are hoping to bring plenty of newness with us to Festival, as well as a fresh stand set up!



Sew your own wardrobe

Perfect Puff Top

With Rebecca Lucas

During this workshop, you will build on your existing dressmaking skill and make a Perfect Puff Top. This top is designed to have a relaxed, roomy A-line silhouette with a touch of shaping for a flattering fit.

YOU WILL LEARN

- Cutting Out
- Sewing up of standard seams
- Setting in a sleeve
- Inserting an elasticated channel
- Lots of tips for embellishment

£75
FABRIC NOT INCLUDED



17th May 2025
10am - 4.30pm



40 Market Place,
Kendal, LA94TN

BOOK NOW

FOR MORE INFORMATION

01539 724099

WWW.COOLCRAFTING.CO.UK



Learn to Make

ERIK THE POLAR BEAR

With Abby Harris

Learn to make Erik the Polar Bear under the careful tutelage of Luna Lapin's Little Worlds stitching superstar Abby Harris.

As a long-time Luna Maker turned friend, we are so excited to invite Abby to teach at CoolCrafting HQ. With her gentle approach to teaching and signature style, you will walk away with all the skills to complete your Bear. This class is perfect for those at any stage of their Luna journey.

£75
EVERYTHING INCLUDED



30 May 2025
10am - 4.30pm



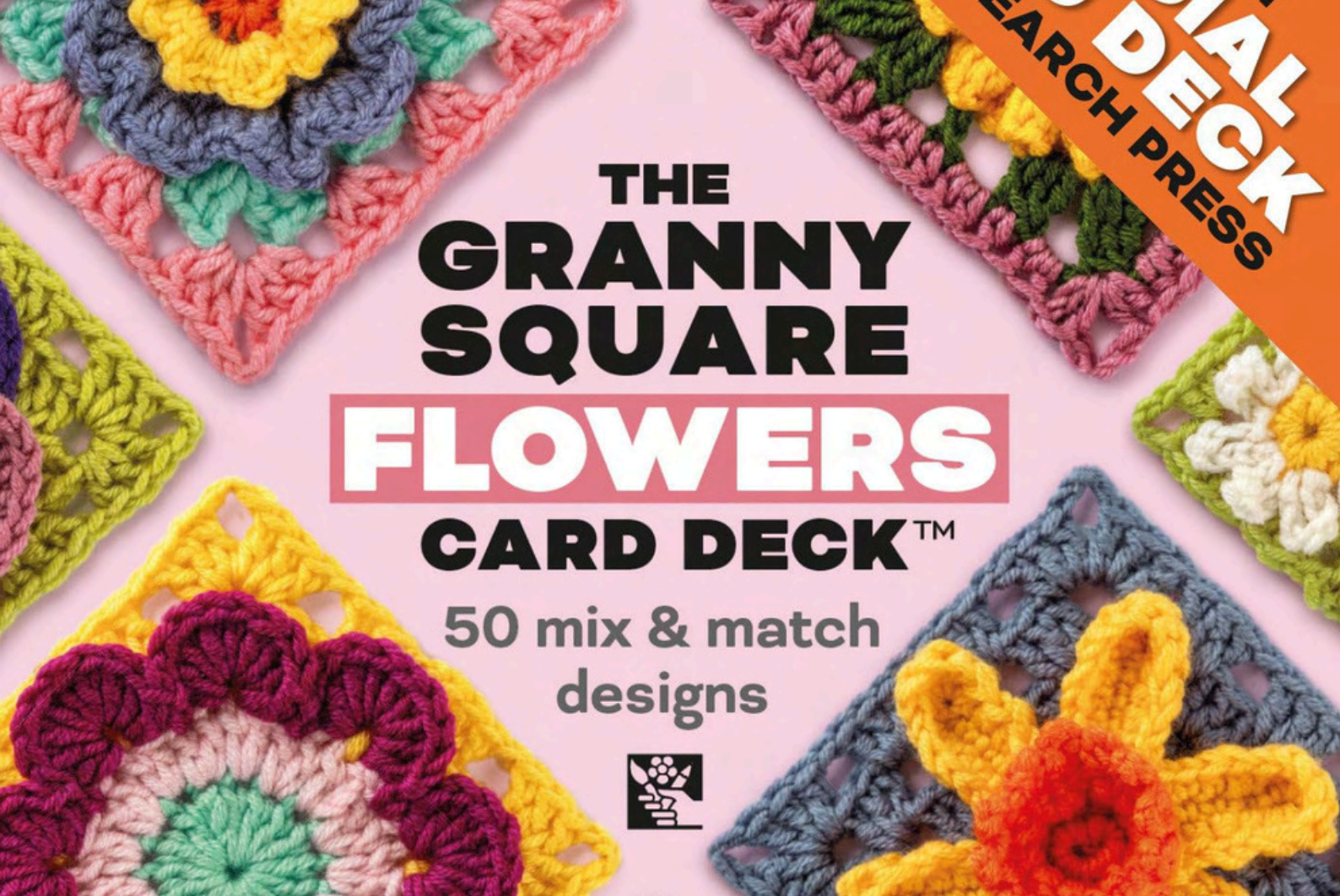
40 Market Place,
Kendal, LA94TN

BOOK NOW

FOR MORE INFORMATION

01539 724099

WWW.COOLCRAFTING.CO.UK



The Granny Square Flowers Card Deck™: 50 Mix and Match Designs

Every so often something pops up that feels instantly joyful – and the Granny Squares Flower Deck is exactly that. The Granny Squares deck was a huge hit, and now there is a follow up! These Crochet Card Decks are full of colour, creativity, and crochet inspiration, a blooming marvel for anyone with a hook!

Created by the ever-talented Claire Montgomerie, this isn't just a pattern book—it's a treasure chest. Each card in the deck features a beautifully photographed flower granny square on one side, and clear, concise instructions on the other. No flipping through pages or losing your place. Just pick a card, grab some yarn, and begin.

What we love most is how inspiringly flexible the deck is. You can pick a flower at random and build a blanket, mix and match for bunting, or just crochet a bloom a day for no other reason than to bring a little colour into the corners of your life. It's the sort of thing that reminds you just how joyful making can be—quick, satisfying, and entirely your own. It's great for experienced crocheters looking for fresh ideas, and just as magical for those who are still learning. The instructions are friendly and approachable, and the results? Glorious.



Mind Over Matter: Walking With Sheila

Eighty-five years old and bright as morning dew, Our Sheila has stitched and folded her way into the heart of our team. Though she is technically semi-retired, Sheila pops in every other day, always leaving with a project in her bag, and a sparkle in her eyes. "I like to keep going," she says, and you can tell she means it not just with her hands, but with her whole heart.

Sheila was diagnosed with Non-Hodgkin Lymphoma fifteen years ago, following a second operation on a melanoma. "The doctor told me to go on and enjoy life," she recalls, "so I did just that."

This spring, Sheila joined CancerCare's walking challenge Every Step Counts, a family-friendly campaign inviting people to lace up their boots and explore the wild beauty of South Cumbria and North Lancashire. So far, she's completed five of the twelve suggested walks, often accompanied by Chirpy, a tiny hand-knitted bird given to all that join—each one as unique as the person carrying it.

There's poetry in seeing Sheila out on those footpaths—her small silhouette standing out against the sky, walking poles in hand. She's a long-standing member of the K Fellfarers, but even on solo walks, she is never truly alone. Nature is her companion; purpose is her guide.

Sheila also raises money for CancerCare through her crafting, sewing a steady stream of bunnies, hats, gonks and doves with the same care she brings to everything she does. "Staying active," she says, "is the most important thing. Whether you've had cancer or not. Whether you're young or old."

Should you sign up, you will receive a handmade knitted bird and a free Walker's Guide, which includes details of 12 local routes. Sheila has completed five walks so far, though she now has friends looking to tag along on her next adventures. She has currently raised £500 for her efforts. "I've only just scratched the surface with my fundraising," said Sheila, who is working on getting more Every Step Counts routes in the bag this spring and summer. The CoolCrafting Team hopes to join Sheila in her fundraising efforts, either by donating or by joining her on one of her walks - if you would like to get involved, you can sign up at <https://cancercare.org.uk/news-and-events/every-step-counts> or donate online.

Sheila reminds us that courage need not be loud, and that kindness, like stitching, is best when it runs deep, strong and steady. I speak for the whole team when I say she is, simply, beloved.

Some of your makes from the last two months!

It is so tricky to pick out just a handful of your makes, they are all so wonderful, carefully made and personality! this isnt a collection of our favourites, but rather just a place for us to showcase the things we found insperational, and that the Luna community engages with must!

Suzanne Malcolm's Wilhemina

Susan made this beautiful little mouse a while a go, but has just gifted her a new cardgan - this is a version of the **Morag cardigan** made in a pale denimy blue with sweet pinky-red flowers.



Tracy Surtees

For her first ever wander in to Luna Lapin's Little World, Tracy made Hamish the highlander for her Daughter in Law! We think that she has done a magnificent job and cant wait to see what comes next!



Rosie Brunt

In the bottom Right hand corner you will see that Rosie has been very busy! Here is her finished Cinnamon (all together we have raised just under £700 pounds for the Cinnamon Trust).

Michelle Hensley

Just look at this beutiful box of treats below! Made as a gift for a great niece, this pretty little Luna is moving out and taking her gorgeous wardrobe with her! Michelle - you are an excellent Grantie!





Debra Pinson's Pretty Pink Luna

Here is Debra's Luna in her Sunday best, unfortunately I've had to crop off her spectacular Knitted Shoes, but we always love seeing the things you invent for your own Lunas

Erica Coutable Characterful Mistake!

Eric has made six of the folk from Luna Lapin's little world, and each one of them is buzzing with personality, take our gorgeous little beach donkey here, the experts, might notice a slight twist to the ear, but we think it just builds character! He's gorgeous as he is



Julie York's Gorgeous Gracie!

Julie made this fantastic froggy with her huge self drafted lilly pad dress to raffle off and raise money for her local Renal Unit, Gracie raised £65 - a job well done.

Thank you to everyone who post in Luna Lapin's Little World, we never tire of seeing your work - keep it coming!





May in the Garden: Little Jobs with Big Rewards

The garden in May is a crescendo—everything bursting, stretching, blooming toward summer. Here are some light-touch jobs to keep your outdoor space happy, healthy, and humming with life:

Sow Something New

It's still the perfect time to sow fast-growers like radishes, salad leaves, and beetroot. Nasturtiums, calendula, and cosmos too—easy, cheerful flowers that invite pollinators and joy.

Harden Off Seedlings

If you've been nurturing seedlings on windowsills or in greenhouses, now's the time to gently introduce them to the outdoors. Set them out during the day, bring them in at night

Deadhead Spring Bulbs

Let the leaves die back naturally (they feed the bulbs), but remove spent flowers on daffodils and tulips to stop them putting energy into seed. It's a small kindness for next year's bloom.

Feed Hungry Plants

Your pots and borders will thank you for a little compost or a gentle feed. Tomatoes, roses, and container plants in particular need the boost as they gear up for growth.

Weed Mindfully

A light weeding now saves you time later. But leave a patch or two wild—especially nettles and dandelions—because they're early food for bees and butterflies.

Prune Early Flowering Shrubs

If your forsythia or flowering currant has finished its show, now's a good time to shape it back. It'll reward you with a neater form and better flowers next spring.

Support Tall Growers

Stake peonies, delphiniums and other tall plants before they flop. It's easier to do it early, and saves them from collapsing under their own loveliness.

Sit and Watch

Perhaps the most important job of all. Find a chair. Listen for bees. Notice what's flowering. Let the garden tend you in return.



Join us at Malvern Quilt Show - Thursday 15 - Sunday 18 May 2025

Join Sarah, Anthony, Lynn and special Guest - Quilter, Stitcher and all round lovely man, Nicholas Ball at Malvern Quilt Show where we will be bringing our pop up shop of carefully curated dressmaking patterns and specially selected fabrics - plus Luna and all her friends!

Malvern is a more intimate shopping experience than some of our bigger shows, so its a great place to beat the crowds and really get to know what we have to offer!

Intro to Improv

Shoal Quilt

With Nicholas Ball

During this fun and freeing workshop, you will learn to create an improv shoal of fish. The Shoal quilt from Nicholas' book Inspiring Improv is one of his most popular designs. Improv makes a great introduction to improv piecing.

YOU WILL LEARN

- Basics of Improv
- Freehand curve technique
- Lots of tips for embellishment

£80

FABRIC NOT INCLUDED



**28th June 2025
10am - 4.30pm**



**40 Market Place,
Kendal, LA94TN**

BOOK NOW

FOR MORE INFORMATION

01539 724099

WWW.COOLCRAFTING.CO.UK

Share Your Good News with Luna's Community!

We love hearing from you, and there's nothing better than sharing a little joy! Whether it's a big milestone—like becoming a first-time parent or grandparent—or something small but mighty, like conquering a hill for the first time, rescuing a runaway pet, or finally perfecting that elusive soufflé, we want to celebrate with you.

Send your good news to grace@coolcrafting.co.uk with the subject line Good News or share it in the comments of the post on Luna Lapin's Little World. Remember, your stories will be shared with the whole community, so only send or post if you're comfortable with that.

While we won't be able to publish all the news (there's only so much space!), we'll try to include as many as we can. Let's continue 2025 by spreading kindness and celebrating each other's wonderful moments!